


Novatech®



500 SERIES

REINFORCED WOOD FRAME
FOR EASY INSTALLATION

CHOOSE...



550

**Timeless look and high performance
all welded PVC construction**

PVC/wood frame | Welded PVC panels

- Higher quality and performance.
- Double or triple sealed units provide greater weather tightness, comfort and energy efficiency.
- Maintenance free welded PVC construction combines a structural wood core in the frame for added strength and easy installation.
- Frame depth from 5 1/2" to 11 3/4" to suit your installation requirements.
- Tandem wheels for easy and smooth operation.
- Quick draining door sill sloped at 9°.
- Integrated white or satin grey blinds with Low E glass, available.
- Sizes up to 12' x 8' (W x H).



ELEMENT

Durability in all its colors!

PVC/wood/aluminum frame | PVC/aluminum panels

- The unrivaled durability of an extruded aluminum exterior construction.
- Greater energy efficiency with PVC on the interior.
- Sizes up to 12' x 8' (W x H).
- Wide choice of configurations available.
- Tandem wheels for easy and smooth operation.
- Quick draining door sill sloped at 9°.
- Integrated white or satin grey blinds with Low E glass, available.
- Exterior colours offered at no extra cost.



IMAGINE

The practicality of a sliding door with the look of a garden door.

PVC frame with wood inserts | Welded PVC panels

- The garden door with the largest glass surface.
- Wider panels offer a classic, yet contemporary garden look.
- Arrange your furniture as you wish with no interference, inside or outside.
- A durable and maintenance free welded PVC frame combined with a structural wood insert for added strength.
- Tandem wheels for easy and smooth operation.
- Quick draining sill sloped at 9°.
- Integrated white or satin grey blinds with low E glass available.
- A multitude of options for easy installation.

WARRANTY

20 YEAR LIMITED WARRANTY ON UNPAINTED PVC AND WHITE ALUMINUM EXTRUSION

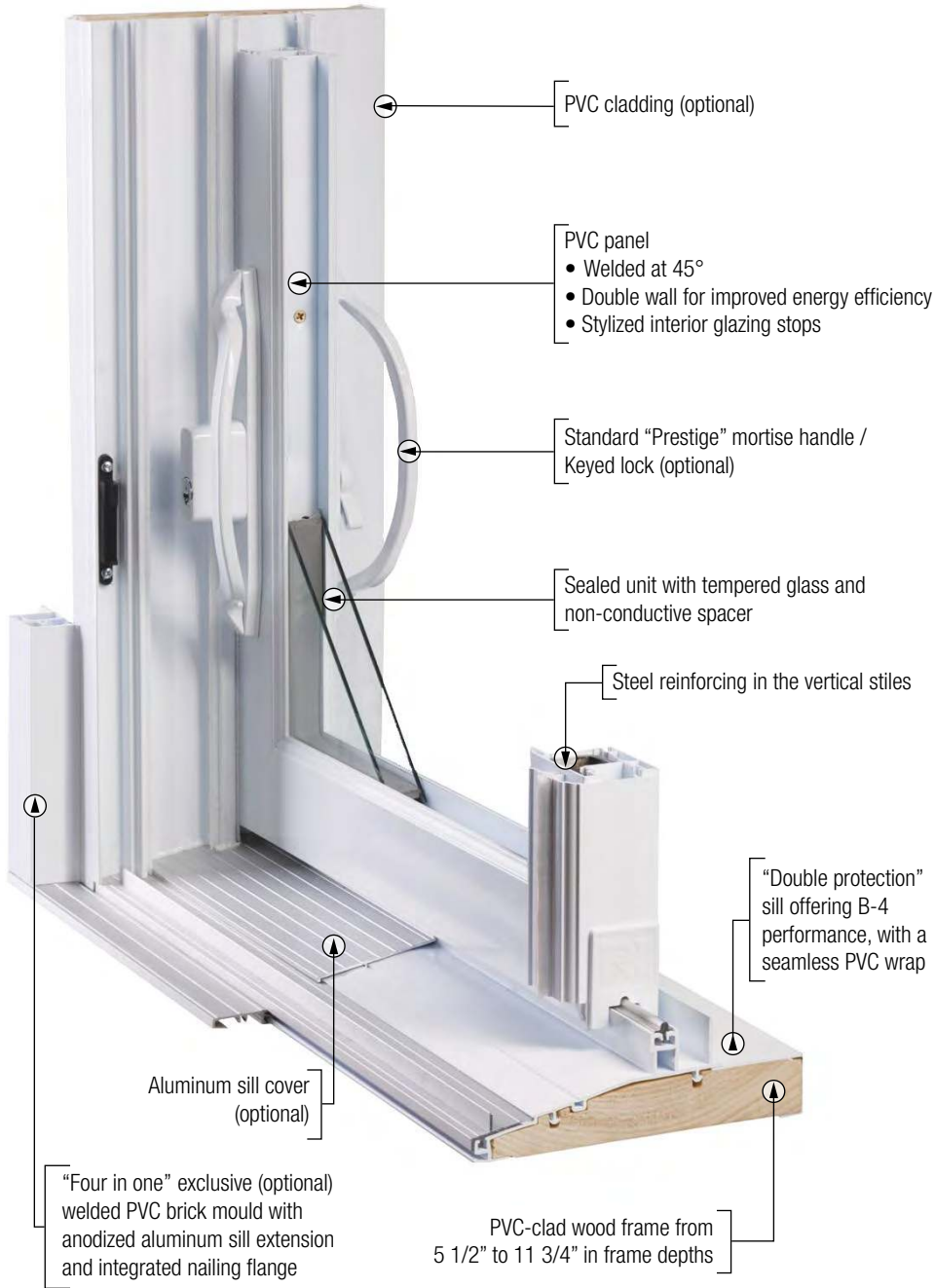
20 YEAR LIMITED WARRANTY ON LOW-E GLASS UNIT (RESIDENTIAL APPLICATION)

10 YEAR LIMITED WARRANTY ON INTEGRATED BLINDS

5 YEAR LIMITED WARRANTY ON HARDWARE

WARRANTY CERTIFICATE AVAILABLE UPON REQUEST

All products come standard with sealed unit with tempered glass and non-conductive spacer.



CHOICE OF OPENINGS AND SIZES *Exterior view

X= OPENING PANEL
O= FIXED PANEL

5'	6'	7' & 8'	9' & 12'	9' & 12'	10' & 12'																						
<table border="1"> <tr><td>O</td><td>X</td></tr> <tr><td>X</td><td>O</td></tr> </table>	O	X	X	O	<table border="1"> <tr><td>O</td><td>X</td></tr> <tr><td>X</td><td>O</td></tr> </table>	O	X	X	O	<table border="1"> <tr><td>O</td><td>X</td></tr> <tr><td>X</td><td>O</td></tr> </table>	O	X	X	O	<table border="1"> <tr><td>X</td><td>O</td><td>X</td></tr> </table>	X	O	X	<table border="1"> <tr><td>O</td><td>X</td><td>O</td></tr> </table>	O	X	O	<table border="1"> <tr><td>O</td><td>X</td><td>X</td><td>O</td></tr> </table>	O	X	X	O
O	X																										
X	O																										
O	X																										
X	O																										
O	X																										
X	O																										
X	O	X																									
O	X	O																									
O	X	X	O																								
59 1/2" x 79 1/2" ou 95 1/2" 58 1/2" x 81"	71 1/2" x 79 1/2" ou 95 1/2" 70 1/2" x 81"	95 1/2" x 79 1/2" ou 95 1/2" 82 1/2" x 81" 94 1/2" x 81"	105" x 79 1/2" 103 7/16" x 81" 139 3/8" x 81"	107 3/16" x 79 1/2" 105 5/8" x 81" 141 5/8" x 81"	116 7/16" x 79 1/2" 140 1/2" x 79 1/2" ou 95 1/2" 114 1/2" x 81" 138 7/16" x 81"																						

X00 or 00X (9')
available on request

TIMELESS LOOK AND HIGH PERFORMANCE ALL WELDED PVC CONSTRUCTION
PVC/WOOD FRAME | WELDED PVC PANELS

550

5



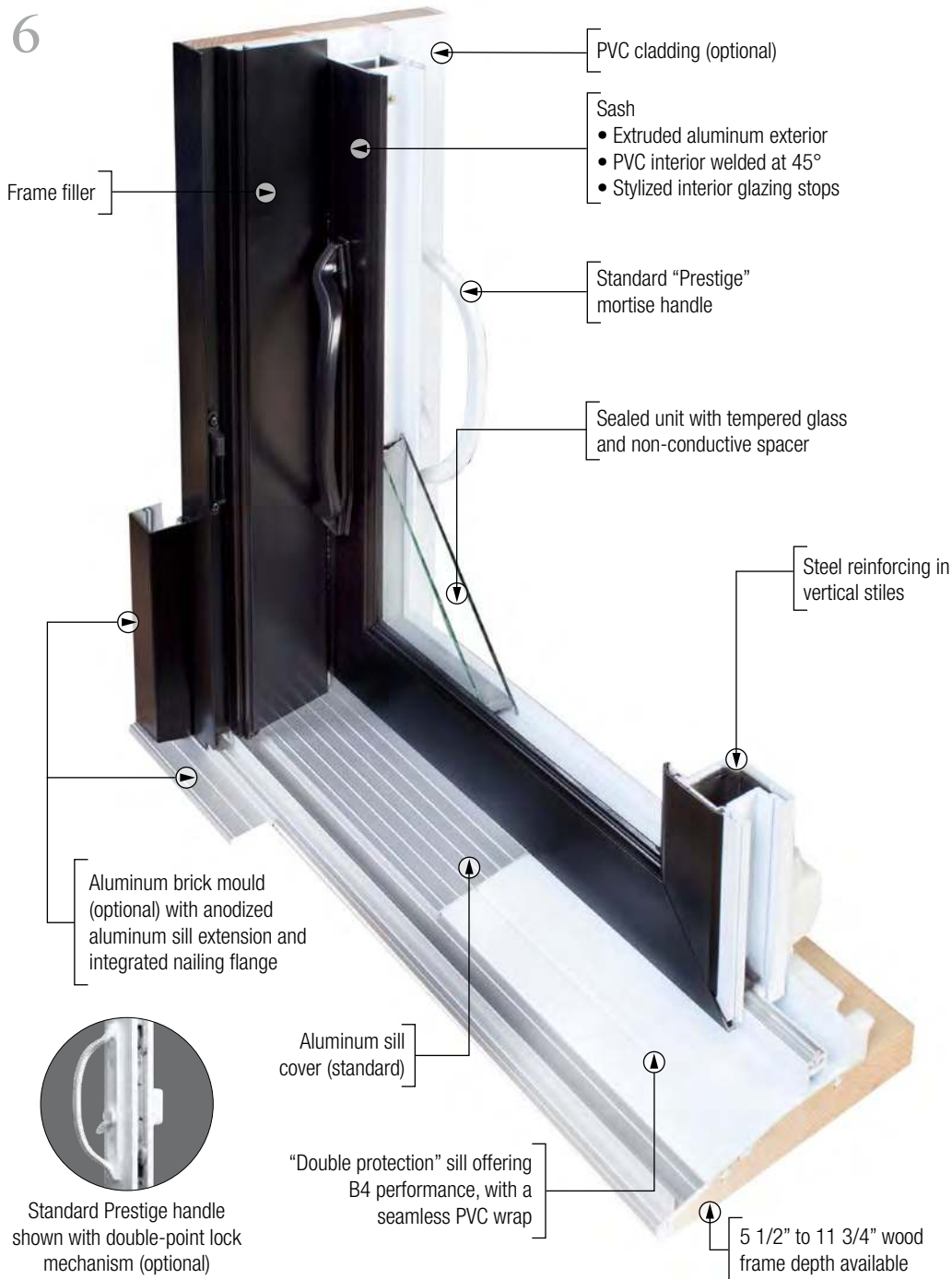
SHOWN WITH INTEGRATED ALUMINUM MINI-BLINDS - WHITE

PERFORMANCES

Canadian Standards	Air-tightness	Water-tightness	Wind resistance	Ease of operation	Forced entry
CAN/CGSB-82.1-M89	A3	B4	C3	E3	F2
Harmonized Standards - 71" x 81"	Air-tightness	Water-tightness	Structure	Overall	
AAMA/WDMA/CSA101/I.S.2/A440-08	PASSED	400 Pa	DP-45	PG-R45	
Energy efficiency					
ER 34 / U 1,70 Low E 80/70 Surface 3			ER 31 / U 1,70 Low E 80/70 Surface 2		

Testing performed in a laboratory

6



Standard Prestige handle shown with double-point lock mechanism (optional)



Colors at no additional cost:
 CLEAR ANODIZED, COMMERCIAL BROWN,
 BLACK and CHARCOAL.
 (Outside color).

- Clear anodized
- Commercial brown
- Black
- Charcoal

CHOICE OF OPENINGS AND SIZES *Exterior view

X= OPENING PANEL
 O= FIXED PANEL


5'	6'	7' & 8'	9' & 12'	9' & 12'	10' & 12'																						
<table border="1" style="margin: auto;"> <tr><td>O</td><td>X</td></tr> <tr><td>X</td><td>O</td></tr> </table>	O	X	X	O	<table border="1" style="margin: auto;"> <tr><td>O</td><td>X</td></tr> <tr><td>X</td><td>O</td></tr> </table>	O	X	X	O	<table border="1" style="margin: auto;"> <tr><td>O</td><td>X</td></tr> <tr><td>X</td><td>O</td></tr> </table>	O	X	X	O	<table border="1" style="margin: auto;"> <tr><td>X</td><td>O</td><td>X</td></tr> </table>	X	O	X	<table border="1" style="margin: auto;"> <tr><td>O</td><td>X</td><td>O</td></tr> </table>	O	X	O	<table border="1" style="margin: auto;"> <tr><td>O</td><td>X</td><td>X</td><td>O</td></tr> </table>	O	X	X	O
O	X																										
X	O																										
O	X																										
X	O																										
O	X																										
X	O																										
X	O	X																									
O	X	O																									
O	X	X	O																								
59 1/2" x 79 1/2" ou 95 1/2" 58 1/2" x 81"	71 1/2" x 79 1/2" ou 95 1/2" 70 1/2" x 81"	95 1/2" x 79 1/2" ou 95 1/2" 82 1/2" x 81" 94 1/2" x 81"	105" x 79 1/2" ou 95 1/2" 103 7/16" x 81" 139 3/8" x 81"	107 3/16" x 79 1/2" ou 95 1/2" 105 5/8" x 81" 141 5/8" x 81"	116 7/16" x 79 1/2" ou 95 1/2" 140 1/2" x 79 1/2" ou 95 1/2" 114 1/2" x 81" 138 7/16" x 81"																						

X00 or O0X (9')
 available on request

DURABILITY IN ALL ITS COLORS!
 PVC/WOOD/ALUMINUM FRAME | PVC/ALUMINUM PANELS

ELEMENT

7

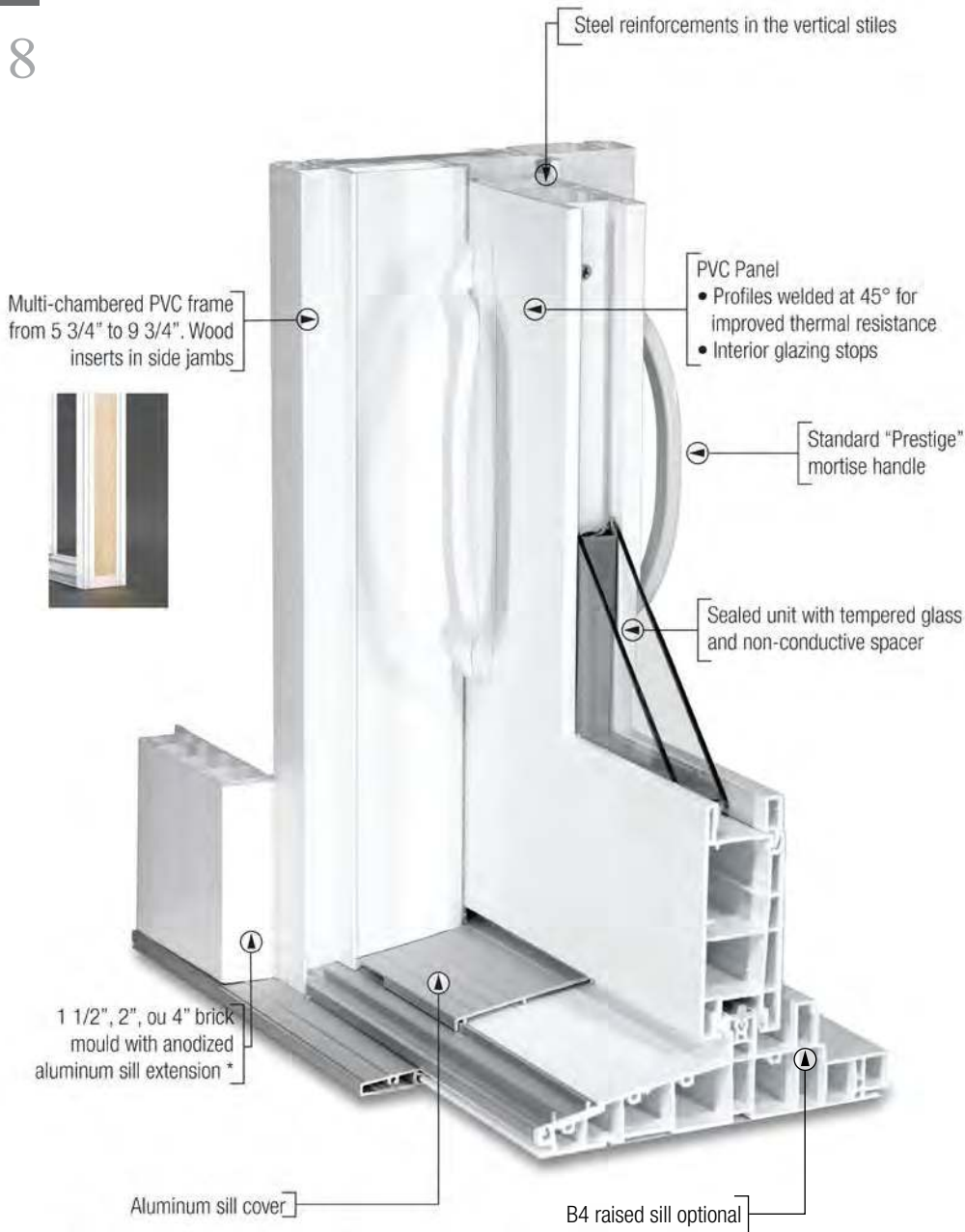


SHOWN WITH BLACK PAINT OPTION AND INTEGRATED ALUMINUM MINI-BLINDS - SATIN GREY

PERFORMANCES

Canadian Standards	Air-tightness	Water-tightness	Wind resistance	Ease of operation	Forced entry
CAN/CGSB-82.1-M89	A3	B4	C3	E3	F2
Harmonized Standards - 71 1/2" x 81"	Air-tightness	Water-tightness	Structure	Overall	
AAMA/WDMA/CSA101/I.S.2/A440-08	PASSED	400 Pa	DP-50	PG-R50	
Energy efficiency					
ER 32 / U 1.76 Low E 80/70 Surface 3			ER 30 / U 1.76 Low E 80/70 Surface 2		

Testing performed in a laboratory



* 4" brick mould shown. Brick moulds available with or without nailing fin and/or in an open configuration for installation with siding.

CHOICE OF OPENINGS AND SIZES *Exterior view

X= OPENING PANEL
O= FIXED PANEL

5'	6'	8'	9'	9'	10' & 12'																						
<table border="1"> <tr><td>O</td><td>X</td></tr> <tr><td>X</td><td>O</td></tr> </table>	O	X	X	O	<table border="1"> <tr><td>O</td><td>X</td></tr> <tr><td>X</td><td>O</td></tr> </table>	O	X	X	O	<table border="1"> <tr><td>O</td><td>X</td></tr> <tr><td>X</td><td>O</td></tr> </table>	O	X	X	O	<table border="1"> <tr><td>X</td><td>O</td><td>X</td></tr> </table>	X	O	X	<table border="1"> <tr><td>O</td><td>X</td><td>O</td></tr> </table>	O	X	O	<table border="1"> <tr><td>O</td><td>X</td><td>X</td><td>O</td></tr> </table>	O	X	X	O
O	X																										
X	O																										
O	X																										
X	O																										
O	X																										
X	O																										
X	O	X																									
O	X	O																									
O	X	X	O																								
59 1/2" x 79 1/2" 58 1/2" x 81"	71 1/2" x 79 1/2" 70 1/2" x 81"	95 1/2" x 79 1/2" 94 1/2" x 81"	104" x 79 1/2" 102 9/16" x 81"	107 7/8" x 79 1/2" 106 7/16" x 81"	116 1/2" x 79 1/2" 114 5/8" x 81" 140 9/16" x 79 1/2" 138 11/16" x 81"																						

X00 or 00X (9')
available on request

PRACTICALITY OF A SLIDING DOOR WITH THE LOOK OF A GARDEN DOOR
 PVC FRAME | WELDED PVC PANELS

IMAGINE



SHOWN WITH BLACK PAINT OPTION AND 1 3/4" DIVIDERS

PERFORMANCES

Canadian Standards	Air-tightness	Water-tightness	Wind resistance	Ease of operation	Forced entry
CAN/CGSB-82.1-M89	A3	B4	C3	E3	F2
Harmonized Standards - 71 1/2" x 81 1/2"	Air-tightness	Water-tightness	Structure	Overall	
AAMA/WDMA/CSA101/I.S.2/A440-08	PASSED	400 Pa	DP-45	PG-R45	
Energy efficiency					
ER 28 / U 1,76 Low E 80/70 Surface 3			ER 27 / U 1,76 Low E 80/70 Surface 2		

Testing performed in a laboratory

OPTIONS

OFFERED BASED ON THEIR AVAILABILITY FOR EACH MODEL

GLASS

10

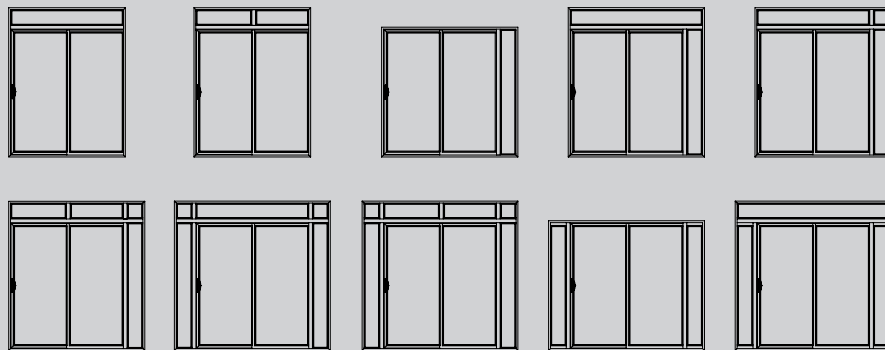


Shaker kick panels




Integrated aluminum mini-blinds with Low E glass - White or Satin grey

TRANSOMS AND SIDELITES



GRIDS



2" Dividers
Options : 1 x 3 / 1 x 4




2" Rectangular Dividers

Hanging grids
3 x 1




Rectangular / Flat 5/16"

Perimeter / Prairie grids
3 x 5



Rectangular / Flat 5/8" or 1"

Regular grids
3 x 5 or 3 x 6




Georgian / Contoured 5/8" or 1"


OPTIONS CHART

	550	ELEMENT	IMAGINE
Kick panels	•	—	—
Transoms	•	•	•
Sidelites	•	•	•
Paint	•	•	•
Low E glass	•	•	•
Triple glass	•	•	•
Tinted grey or bronze glass	•	•	•
Integrated blinds with Low E glass - White	•	•	•
Integrated blinds with Low E glass - Satin Grey	•	•	•
Grids	•	•	•
Dividers	•	•	•
Wood extension 3 or 4 sides	•	•	•
4-sided interior cladding	•	•	—
Brick mould and sill extension	•	•	•
Drywall moulding	•	•	•
Sill extension	•	•	•
Nail fin	•	•	•
Security bar	•	•	•
Foot lock	•	•	•
Double-point mortise lock	•	•	•
Signature handle	•	•	•
Keyed lock	•	•	•
Ultra-resistant screen	•	•	•
Novavision retractable screen	•	•	•

COLORS



SECURITY BAR



FOOT LOCK



HANDLES

STANDARD
PRESTIGE

OPTION
SIGNATURE



Brass, antique brass, brushed nickel (anticorrosive and Double-D), oil rubbed bronze, brushed chrome and brushed antique pewter

OPTION:
Double-point
mortise

Signature™ TRUTH HARDWARE



Flush steel door with integrated aluminum mini-blinds - Satin grey

970-0359 (Patio door brochure Series 500 English)
 Printed in Canada (05/2019)

Novatech®
 novatechgroup.com

DISTRIBUTED BY

ALBERTA
 5505, 72nd Avenue SE, Unit 17
 Calgary T2C 3C4

EUROPE
 8 quai du Canal, BP83
 42 302 Roanne

ONTARIO
 2070 Codlin Crescent, Unit 1
 Toronto M9W 7J2

QUÉBEC
 160 rue Murrano | 100,181e rue
 Sainte-Julie J3E 0C6 | Beauville GSX 2T1

USA
 180 Textile Drive,
 Ridgeway, Virginia, 24148

